



FOUR WHEEL DRIVE CLUB OF SOUTHERN
AFRICA
KZN BRANCH

Tel: 031 7651554
Fax: 086-514-0737



TRACTION

Issue 06

June 2010

Four Wheel Drive Club of Southern Africa (KZN)
PO Box 1405
Westville
3620

Website:

www.4wdkzn.co.za

Photo Albums:

<http://community.webshots.com/user/4WDClubKZN?vhost=community>

[Chairman's Cab](#) [Latest News](#) [Calendar](#) [Photo's](#) [Noggins](#)
[Outings](#) [Motor Sport](#) [Regional 4x4 Challenge](#) [Membership](#)
[Motor Mouth](#) [Driver Training](#) [Conservation Corner](#)



Kevin Govender

Chairman's Cab

Hi 4 - Wheelers,

MIN DAE - this quaint Afrikaans adage is applicable to both the Soccer World Cup, but more importantly for some of us, the beginning of the Namibia trip. Keep your eyes peeled for trip reports to follow!

Our last Noggins was an absolute success. Thanks to Cheryl King for arranging our guest speaker, who wowed us all with facts and a stunning audio visual

display on the Sardine Run, and Sharks. The next Noggins will be held at Karkloof Nature reserve, and will be overseen by Jacques Malan.

The end-of June outing has been combined with the next Regional Challenge on the 4th of July, at the Ballito Prawn and Jazz Festival.

It will be a weekend-long event, starting on Friday 2nd July, when we will drive around a pre-determined obstacle course (we are looking for volunteers). Saturday will see us host a fun Club Obstacle day, with the Regional event on Sunday.

There will be camping available at Salt Rock Caravan Park (unfortunately at a premium rate. There will be lots to do for the entire family, so bring everyone along. For any queries whilst I am away, please contact Roger Stern on 0825576060.

Until we meet again, keep wheeling!
Kevin



Jacques Malan

Latest News

As I am writing and updating Traction, many of our members are already on the road to the northern parts of our country for their trip into Africa. Prior to their departure, I made Colin Baxter and Kevin promise to bring back some decent pics for us. Kevin did mention that Jen will be doing the trip report on this occasion. No doubt, there must have been a lot of preparation and a lot of packing, unpacking and repacking the vehicles. I sure you will all join me in wishing them a safe and uneventful trip.

Over the past few months I have been making many members aware of a variety of scams that has been doing the rounds on the internet as well as in the form of emails. If it sounds too good to be true, it usually is.

Please be careful of emails referring to your bank account requesting you to confirm details within a certain time period or your account will be frozen.

Confirm with your bank before replying or clicking on the link provided in the email. I have been getting many ABSA requests despite me banking with another institution. Recently STANDARD BANK has been requesting me to confirm my details. I don't bank with them either!

Guys, please be very careful and vigilant over the next few weeks whilst the Soccer World Cup is on. I have been receiving many emails regarding the security of your house, family and possessions. Whilst many of these may just be scare tactics one part does sound logical - our SAPS members are going to make very sure that the soccer teams and visitors receive the highest priority. Please be extra careful over the next few weeks. I have included a copy of the email that I received from a friend.



SPECIAL WORLD CUP SECURITY ALERT

Independent security advisor Aubrey Pieters recently held a World Cup security briefing, what follows are the salient points from that briefing:

Due to the large number of Police (SAPS) that will be required to actually police the event, the criminals and the security advisors are aware that the World Cup period is going to be like another holiday period for the criminal fraternity. The SAPS will be concentrating on the areas most frequented by visitors / tourists. These will be at the Football stadiums, the Fan parks, King Shaka airport, hotels in the cities and the routes to the stadiums. This leaves the criminals to have a free run at the suburbs! The criminals are fully aware of this too. They understand that the reaction time for SAPS to get to an incident will be long - if they come at all.

The crimes that are likely to will increase are home invasions, driveway robberies and carjacking at your home.

Home invasions: These are likely to take place when the criminals see a number of cars in driveways of homes. This would indicate that there are a group of friends watching a match who will be distracted. Normally alcohol is involved and there is usually a door open where the guys have been at the braai. They will attempt to jump the fence or get into the property and rob everyone of their personnel effects.

Carjacking: No change to the normal brief. Gangs will target women (normally) in a supermarket and inform other gang members who are in the car park waiting to follow you home. The advice is to pay attention to who else turns the same way as you do at junctions. The car tailing you is likely to be 3 or 4 cars back. If you think you are being tailed head to a

petrol station or large shopping centre and get out the car and phone for help. Do not try to get home and get in the front gate. Phone your armed response company and get them to meet you somewhere. They will not be involved in football match security.

Driveway robberies: Be very aware of who or what is in your street or outside your house when you approach it. If somebody is loitering or if you pass a car with one or two occupants apparently sitting idly, do not enter your drive. Always pull up parallel to your drive and open the gate. Never pull up in front of the gate and then open it. That will be the time when you get boxed in by the car full of trouble and you won't have much time to react. They are then likely to steal what you have on you (wallets, purses, rings, mobile phones, laptops etc) and then shoot off or worst still get you to open the house and go in with you.

For those of you who are going to the games, the trouble you are likely to come across will be either a few drunken yobs looking for a fight or pickpockets. The security agencies are aware that major public gatherings like the World Cup will attract international pickpockets from around the world. These guys are experts and you will not know that it has happened until many hours later. Gents wallets are normally kept in the back right pocket of trousers. Move it. Split your money and cards. Be careful.

Smash and grabs will increase too. Tourists will leave cameras, phones and bags on car seats. Rich pickings for the smash and grab gangs. If you don't already have the smash and grab film on your car windows go and get it done now. If you can't afford it, the advice is to drive with your windows down about half an inch. This apparently makes it 4 times harder to smash the window.

For those with children the World Cup is going to be a particularly bad time for child abductions. In South Africa there are 15 abductions/kidnappings every day and they see this as a crime which will get out of hand over the World Cup period. Human trafficking gangs know that the schools are all on holiday over the tournament. They will target shopping malls, cafes, cinemas, public toilets and toy departments in shops. The SA authorities estimate that approx 300,000 Africans will come over the borders for the tournament. The borders will not be able to cope with the surge and checks will be cursory in most cases. Babies will be abducted for scrupulous adoption agencies in Nigeria and the like. Children aged 4-8 will be targeted for the porn industry. Those children around 9-13 for prostitution.

Keep an eye on your children! Do not send them off to the toilets alone. Do not let them go to the toy section while you do the rest of your shopping.

The key message is that crime is likely to increase and the response by the Police will be slow. Stay alert and street wise and you should be fine.

Disclaimer: Please note that while Blue Security agrees with the advice offered in this document we cannot verify all of the facts included herein.

WOW! Some months back we were discussing Ballito and casually making plans. Suddenly it is less than a month away. I thought I would include a map of the area in Traction for members to orientate themselves.





Kevin has done a lot of work in sorting out the track for us and I think we need to give him a special thank you for his efforts. I am still concerned a bit though - he was working out there on his own with minimal supervision. Just makes me wonder what he has prepared - just a thought

An interesting website to go and visit regarding the above type of scams and hoaxes is <http://www.hoax-slayer.com>. Here you will find a wealth of information regarding all types of shenanigans that various people get up to as well as means to secure yourself against them. It makes for some interesting reading.

Another website that deals with this can be found at <http://www.snopes.com>. It is really surprising how many of us pass on emails regarding sick kids, animals, etc without a second thought. There are sinister tracking devices that are attached to these emails.

		<h1>Calendar 2010</h1>					
<i>Shavaun Lesch</i>		COMMITTEE MEETING	NOGGINS	OUTINGS	CHALLENGES	PRO EVENTS	DRIVER TRAINING

JUNE 2010	
9TH - 25TH	OUTING - VIC FALLS & NAMIBIA - KEVIN
17th	NOGGINS - KLOOF CONSERVANCY - BRIDGESTONE

JULY 2010	
2nd - 4th	BALLITO - PRAWN AND JAZZ FESTIVAL  <div style="display: flex; justify-content: space-between; align-items: center; margin-top: 10px;"> <div style="text-align: center;"> <p>Organised by</p>  <p><small>dynamic events co-ordinating</small></p> </div> <div style="text-align: center;"> <p><i>Your winter 'hot spot'</i></p> </div> <div style="text-align: right;"> <p>www.ballitoprawnfestival.co.za</p> </div> </div>
3RD	BALLITO - CLUB CHALLENGE - OUTING
4th	REGIONAL CHALLENGE - BALLITO
10th	WESVAAL NATIONAL
22 nd	NOGGINS
25th	OUTING - HIGHSTAKES - MIXED GENDER FUN DAY - PHIL

AUGUST 2010	
4 TH	COMMITTEE MEETING
6 TH - 9 TH	OUTING - HEAD FOR THE HILLS, KOKSTAD - KEVIN

7th	DRIVER TRAINING
14 TH	PRETORIA 2 NATIONAL
19 TH	NOGGINS
29 TH	REGIONAL CHALLENGE - ESTON

SEPTEMBER 2010	
1st	COMMITTEE MEETING
16th	NOGGINS
18th	BEACH CLEAN UP DAY
18th	BLOEMFONTEIN NATIONAL
24th-26th	OUTING - MZIKHABA - JARROD

OCTOBER 2010	
3rd	REGIONAL CHALLENGE HIGHSTAKES
6th	COMMITTEE MEETING
18th	NOGGINS
29th-31 st	OUTING - ROSETTA CONSERVATION CAMPING WEEKEND - PHIL & HUGH
30th	DRIVER TRAINING

NOVEMBER 2010	
3RD	COMMITTEE MEETING
6TH	RUSTENBURG NATIONAL
18TH	NOGGINS
21ST	REGIONAL CHALLENGE PMB - TOYOTA / LAND ROVER CHALLENGE

DECEMBER 2010	
3RD - 5TH	XMAS - NON STOP ADVENTURES - KEVIN
12th	DRIVER TRAINING



Jacques Mabon

Photo's



An unusual photo I found on the internet....



Rodget Stearn

Noggins

Noggins June 2010

Well at last a chance to try a new venue, we will be meeting at the Kranskloof Nature Reserve's Interpretive Centre on the 17th of June.

This month we have John Slade and Andreas Dlamini from Bridgestone doing a presentation on off-road tyres, the do's and don'ts. It should prove to be a very informative presentation. I advise you to attend for your own sake.

Directions to the venue:

Take exit 26 from the m1, from Pmb turn left, from Dbn turn right. 1st right into Igwababa, at 2st stop street continue straight, not right. Next stop street/circle carry on straight across. This will take you into the Kranskloof Gorge, carry on down to the river crossing at the bottom and the Interpretive centre is on your left. GPS co-ordinates are 26.46.128S, 30.49.94 E.

This Month:

Venue: Kranskloof Nature Conservation Interpretative Centre
Date and time: 17th June 2010 @ 19h00
Bring: A portable braai and charcoal, your own eats and drinks, a table and chairs and your utensils and a friend
Speakers: Andreas Dlamini and John Slade from Bridgestone to do a presentation on tyres.

Looking forward to seeing all our members there,

Roger



*Phil Jacobs &
Hugh Cawood*

Outings & Trails

Check [Calendar](#) for outing changes

10 vehicles (9 members and 1 visitor) met at exit 57 @ 8:00hrs.

Registration and formalities done - ranger warned everybody of the grumpy rhino and on our way we went.

Gavin Stone a regular visitor to Gwahumbe offered to lead the convoy. On the route to the cave we saw some Zebras and Bles buck.

From the cave towards the Hippo pool via a more challenging route where driver and car was tested. Down little Sani Pass all drivers and cars made it through safely.

After the Hippo Pool we stopped at Waterfall for lunch. Some decided to leave for home after lunch and other decided to tackle Sani Pass up back home. On the way to Sani Pass we came across the Rhino family. Gavin being a regular made a hasty u-turn shouting Rhino...Rhino!!!! and disappeared. He was nowhere to be seen. The rest of the convoy stopped to take a look at the Rhino family slowly walking towards the water crossing where we needed to cross to get to Sani Pass.

Now I don't know whether to call it brave or just stupid but I turned the Cruiser around and slowly reversed towards the water crossing to test the reaction of the Rhino. (We were all warned that the Rhino male is aggressive.) At approximately 30m from the crossing the bull charged. Pedal to the metal with the V8 barking we rushed off leaving the Rhino in a cloud of dust. Some of the people got out of their cars to take photos but as soon as they heard the V8 they all ran back to their cars and we all rushed off leaving the Rhino in peace. Went back to reception had a drink or two and laugh about our Rhino encounter.

A special thanks to Gavin Stone for arranging for the braai and leading the convoy.



Kevin Govender

Motorsport

Hi All,

Please check out the Calendar for the latest new on Ballito.

Kevin



Kevin Govender



Halfway Toyota 4x4 Challenge

Hi All,

The third leg of our **Halfway Toyota KZN Regional Challenge Series** will take place at Ballito on the first weekend in July.

The Committee is putting in a huge effort to make a success of this. Veronica has been running around arranging new flyers and pamphlets. Some of the Committee members will be handing these out in an attempt to create interest for the event.

I've spent the best part of a week in getting earthmoving equipment into the area and creating a track from the virgin bush. I'm pretty sure that the competitors will find this very interesting and challenging.

A special plea is being sent out to all members to come and support us in making a success of this event as it promotes the 4WD club as well as creating visibility for our Regional Challenges.

Members are also reminded that we still require some sponsorship for individual obstacles at these events. Those members that are interested in assisting us with this must please contact me directly so that I can provide them with the relevant information and details.

We look forward to seeing you at the next Challenge.

Regards,

Kevin



2010 MEMBERSHIP

A warm welcome to all our new members!

All the membership envelopes have been hand delivered or posted to members, so if you have not received yours yet please let me know.

Please would all of you ensure that we have the correct e-mail addresses for you in order for you to receive updates, notices and messages on a regular basis? Please send an e-mail to the addresses below. Thank you.

If you have not received your membership card or membership stickers, please send an urgent e-mail to [Shavaun Lesch](#) and I will attend to it as soon as possible.

If you know of someone who would like to find out more about becoming a member, please contact Shavaun Lesch and a membership application form will be forwarded to you as soon as possible. Alternatively you could fill out the [Membership Form](#) online, and fax the proof of payment to 086-514-0737

A reminder from the Membership desk.

Please could all club members who either sell their vehicles or resign from the club please remove their club logo stickers from their vehicle. This is especially important if you sell your vehicle.

We at the club would not want to re-iterate Vali Moosa's comments about all 4x4 drivers being ruffians especially if it is a non-club member driving around and behaving like a ruffian, thus giving the club a bad reputation.



"Motor Mouth's" FAQs and Tips Page

If you're like most 4x4 owners who are never satisfied with their vehicles as is, then you probably don't mind getting a little greasy on the weekend making modifications to your baby, or like some of us who just struggle to keep them mobile. Naturally by "Charles Glass" time you now have a pair of pants and a shirt that are sometimes so thick with grease and grime that they can stand on their own in the corner...until next weekend that is.

Weekend garage warriors usually have a set of cloths that are only worn on those special occasions when we have to get greasy because, well, those black shorts that were once blue, are now permanently black, at least they were until I tried using a product on them that most of us have and use frequently. Straight hand cleaner. I thought that if it took the grease off my hands legs and bald spot, why not try it on the dirty clothing? Instead of throwing the offending clothes in the corner of the garage "I" took the greasy shorts and shirt and rubbed Hand cleaner into the greasy spots (which was mostly everywhere). Then I took a small scoop of washing powder and with a bit of elbow grease the greasy spots disappeared.

If you are planning to use a washing machine I suggest you go to the Laundromat instead of the home washer to avoid contaminating future wash loads with residual grease. If you do use your own wash machine don't let the "Minister of Home

Affairs" see you put those clothes in "her" washing machine. Don't put anything else in the washer. You will be surprised to see most of the grease gone. Of course you won't have that spring fresh smell, more like a petroleum aroma which is cool with me. If you used your own machine you might want to do another load of wash with some of your not so new items just to be sure you got the grease out of the washer, not a white delicate wash.

On a lighter note: The Art of Layering

Be honest, how many of us look at the pretty wrappers on our Xmas and birthday presents, have you ever watched the kids tear off that wrapper that your wife spent so much time and effort putting on (just to make it look pretty). I find all that I and the kids re interested in is what's inside, so the art of layering is wasted on Pleb's like us. But some of the weaker??? sex still insist that they like prettily wrapped presents, or so they say but we know what really matters most is "What's inside?"

As in presents, so too in dressing for the cold, the art of layering is an art which needs to be mastered. To be honest it's wasted on presents, but necessary when heading up to Lesotho during winter.

- The inner layer should be made of synthetic fabric which absorbs sweat, this ensures you remain dry.
- The middle layer (or two) can be a light weight jersey to keep you warm.
- The outer layer should be waterproof, but breathable fabric. It protects you from the strong cold winds and rain, but also let's body heat escape.

Once you leave your vehicle, always wear gloves and a hat – you can lose up to 50% of your warmth through your head. In my case I can lose a lot more through the "Chrome Dome".

NB; Remember to drink plenty fluids – sweating in cold weather is less noticeable than in hot weather, but you are still dehydrating.

From a warm and artfully layered in clean clothes "**Motor Mouth**", keep warm and stay hydrated.

A thought for the committee:

Teamwork means never having to take all the blame yourself – Chairman



Gerald O'Brien

Driver Training

Hi Guys,

To all our new members that have recently joined the club are reminded to attend our next Driver's Training Course on the 07th August 2010. If you are unable to make the next course then please make an effort to join us on the following one.

Please remember, this training provides the basis for you to understand your vehicle, what its capabilities are as well as your own limitations.

As you progress over the next few months, both the Committee and other experienced members in the Club will continue to provide guidelines and assistance to allow you to get maximum enjoyment out of your vehicle as you gain experience.

Remember, this is essentially a family club and it is important to have an alternative driver in case you get into difficulties and they have to drive your vehicle out. Safety forms an essential part of what we do whilst playing out there.

I have set aside the following dates for Driver Training.

- ✓ 07th August 2010
- ✓ 30th October 2010
- ✓ 12th December 2010

All new members must please make the effort to attend as soon as possible to prevent exclusion on our Outings. My contact details are: -

Landline 039-978-3299

Cell 082-874-6138

Email gerald@halfway.ws



Cheryl King

Conservation

The Blue Crane

The Blue Crane (*Anthropoides paradisea*), also known as the Stanley Crane and the Paradise Crane, is a tall, ground-dwelling bird of the crane family which stands a little over a metre high and is pale blue-gray in colour with a white crown, a pink bill, and long, dark gray wingtip feathers which trail to the ground.



It eats seeds, insects and reptiles. Blue cranes lay their eggs in the bare veldt, often close to water. They are quite common in the Karoo, but are also seen in the grasslands of KwaZulu-Natal and the Highveld, usually in pairs or small family parties. It likes wet parts and lays its eggs on the ground. It grazes in the field and eats seeds, insects and small reptiles.

They are altitudinal migrants, generally nesting in the upper grasslands and moving down to lower altitudes for winter. Many occupy agricultural areas. The blue crane has a distinctive rattling croak, fairly high-pitched at call, which can be heard from far away. It is, however, usually quiet.

Of the 15 species of crane, the Blue Crane has the most restricted distribution of all. While it remains common in parts of its historic range, and between 10,000 and 20,000 birds remain, it began a sudden population decline from around 1980 and is now classified as critically endangered.

In the last two decades, the Blue Crane has largely disappeared from the Eastern Cape, Lesotho, and Swaziland. The population in the northern Free State, KwaZulu-Natal, Limpopo, Gauteng, Mpumalanga and North West Province has declined by up to 90%. The majority of the remaining population is in eastern and southern South Africa, with a small and separate population in the Etosha Pan of northern Namibia. Occasionally, isolated breeding pairs are found in five neighbouring countries.

The primary causes of the sudden decline of the Blue Crane are human population growth, the conversion of grasslands into commercial tree plantations, and poisoning: deliberate (to protect crops) or accidental (baits intended for other species, and as a side-effect of crop dusting).

The South African government has stepped up legal protection for the Blue Crane. Other conservation measures are focusing on research, habitat management, education, and recruiting the help of private landowners.

The Blue Crane is a bird very special to the amaXhosa, who call it indwe. When a man distinguished himself by deeds of valour, or any form of meritorious conduct, he was often decorated by a chief by being presented with the feathers of this bird. After a battle, the chief would organise a ceremony called ukundzabela - a ceremony for the heroes, at which feathers would be presented. Men so honoured - they wore the feathers sticking out of their hair - were known as men of ugaba (trouble) - the implication being that if trouble arose, these men would reinstate peace and order



Veronica Taylor

Public Relations


Our Clubs biggest event over the next few months will be at the Ballito Prawn & Jazz Festival. A massive effort has gone in by the organisers to promote this event through the various forms of media. This form of advertising is to increase as we draw closer to the event to create the necessary hype. I have no doubt that this is going to provide us with a valuable base to promote the interests of the 4WD club and our activities to the general public in KZN.

We will be making use of the Club flyers, pamphlets, banners, vehicles, etc. to make an impact.

Please remember the outing to The Crane Sanctuary in October. The crane sanctuary is self funded and runs courses for schools, colleges etc in order to raise monies needed for the running of the place. They rehabilitate and release cranes as well as doing artificial insemination in order to increase the population. They have run out of space and need to expand their holding areas/pens. We need loads of sponsorship to help out with the rehabilitation of these beautiful and endangered birds. Anyone who can help with supplying:

- Old Eskom type poles
- Fencing (chicken mesh)
- Shade cloth
- Bird netting
- Cement
- Pvc piping etc

Please see below for the proposed pens. If you could help supply any of the materials it would be a great help. This will be a great way to get exposure for the club and the weekend will be covered by the local paper, so please guys, and contribute where you can.



If you have any queries please don't hesitate to give me a call, and also give me a ring with regard to what you are able to help with.

Thanks
 Ciao for now
 Veronica



Jacques Malan

Just for a Laugh!

After watching the 4x4 National Challenge this past weekend I thought that this was quite appropriate

IF YOU CAN READ THIS,
PLEASE TURN ME OVER!

There are a number of members over the years that should have attached this bumper sticker to their vehicles.



Jacques Malan

Campsite Recipes

Well, I've had a few positive comments from various members regarding this new addition in Traction. These comments have also made me very curious - all the comments have come from the male fraternity in our Club. This can mean one of two things, our club ladies out there do not read Traction and are therefore not exposed to the content or the guys do most of the cooking. Now which is it?

This month I've decided to add in a "starter" and a side dish whilst your other half is tending to the meat on the braai. I'm going to refuse to be drawn into this debate about who is actually braai'ing the meat.

WAKKA WAKKAS

Potatoes are popular with everyone and very versatile. Here is an interesting way to prepare a wholesome and filling snack or as part of the main menu.

You will need:

Washed medium sized potatoes [Do not peel]

Wooden kebab/sosatie sticks

Vegetable oil

Pot for deep frying

Sharp knife

Paper kitchen towels

Flavouring to sprinkle over

Wash and scrub the potatoes thoroughly.

Soak the sticks in water for 10 minutes.

Push the sticks lengthwise through the potatoes.

Leave the potato at one end of the stick.

Start at one end of the potato and cut it diagonally into a thin spiral [with practice your spirals will become thinner and fry quicker]. The wooden stick and your thumb will guide you.

Pull your spiral “twister” down the length of the stick.

Heat enough oil to cover half of the Wakka Wakka.

Test the heat of the oil by using a small piece of potato – it must start “boiling” immediately.

Fry both sides until golden brown.

Place on paper kitchen towels to absorb the extra oil.

Sprinkle with salt or any flavouring available.

Children of all ages love Wakka Wakkas!

SWEET POTATO, BUTTERNUT & POTATO BAKE

4 medium-sized Potatoes

4 medium-sized Sweet potatoes

1 medium-sized Butternut

100 ml Olive oil

50 ml Lemon juice

Salt

Pepper

Dried basil

Dried rosemary

Black potjie with lid

Spray 'n Cook

10 Briquettes

Light the briquettes.

Wash and peel the potatoes and sweet potatoes.
Peel the butternut and remove the seeds.
Chop the vegetables into small chunks.
Spray the black pot with Spray 'n Cook
Whisk together the olive oil and lemon juice.
Add salt, pepper, basil and rosemary to taste.
Pour over chopped vegetables, cover and leave for 15 – 30 minutes.
Place the pot on a bed of hot coals and put 4 coals on the lid.
Bake for about 1 hour, checking now and then to see if vegetables are soft.
This month I will patiently wait and see if any of our ladies respond with something of their own.

Disclaimer

The information herein is used at your own risk and the views expressed in these pages may not be shared by the 4WD Club - KZN Committee or other members of the club.

Traction Editor: Jacques Malan

Monday, 14 June 2010